


Assembly Instructions



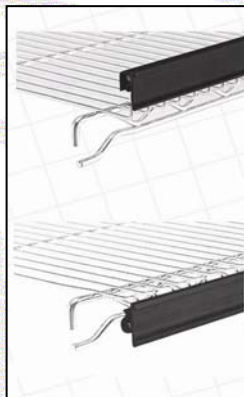
Assemble End Upright to the Cross Bars using bolts and locknuts. Position opposite Upright and align with the Cross Bar holes. Secure with bolts and locknuts.



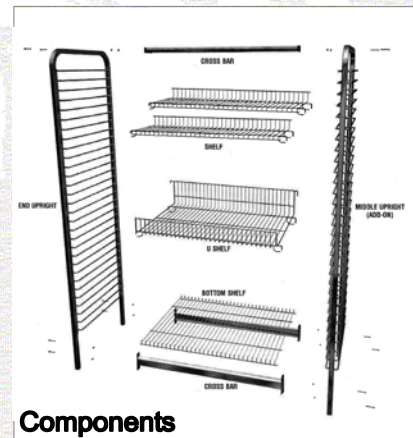
Assemble wire Peg Panel onto Upright Wires. Position to appropriate peg depth. Place bolt through loop and tighten with wing nut at all four corners.



Position all Shelves at the desired positions for stocking.



Position Label Holders at the desired positions.



Components